




The Serials

RS-232 Terminal: Text and Graphic


- * 35 different sizes (1x8 up to 16x40)
- * RS-232 input for 300..9600 baud
- * ASCII codes with ÄÖÜ and ß
- * LCD with backlight yellow/green or blue-white
- * 5V or 9..35V⁾ supply
- * optional featured with keypad input 5x5⁾
- * incl. bezel respectively
- * Snap-In case for easy mounting⁾

⁾ not available for all types

2x40 character:
EA SER402-NLW



1x8 character:
EA SER081-92NLED



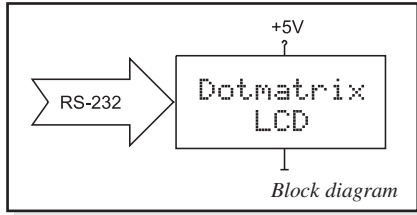
**ELECTRONIC
ASSEMBLY**
making things easy

The Serials

with RS-232 / RS-422

RS-232 BUILT-IN

Since many years "The Serials" are well proved on European market. The current versions are improved again with 100% compatibility. These "LCD modules with RS-232 interface and backlight" became much more flexible now: Instead of 5V power supply most displays can be ordered for 9..35V. Thus makes "The Serials" possible for direct interface with an PLC. Thanks to the integrated switching regulator operation via long cable is absolute easy and without any difficulties.



The built in temperature compensation circuit improves contrast at any ambient temperatures. From now on backlight can be switched on and off under software control. Furthermore we expanded our range of standard displays up to 35 different models. Each of them are available from 1 pc. off.

BLUE DISPLAYS

7 Displays with modern blue-white optic are now a part of our standard range. We added 3 displays with Snap-In plastic case for a more simple assembling. Optionally we can supply our displays with 5x5 matrix keypad input. Inquiry is done automatically, even with repeat



Accessory:
Cable EA KV24-9B
Length: 1.50 m

function - if required. Each display do have an individual address that allows driving up to 64 displays at a single RS-232 line. RS-232 data can be

±12V level or CMOS level (5V). Baudrate can be set to 300, 1200, 2400 and 9600 baud. All displays are because of the ingenious component system of our production available in a short-term.

NEED TO KNOW MORE?

More informations and a complete user manual you'll find at our web site: www.lcd-module.de/dieseriellen Or fax just an inquiry:

Please fax an offer for
part number and quantity

Comany name

Your name

Street

Postal Code / City

Phone / Fax

Serial displays with RS-232 and LED backlight													
Ordering information	Lines x Char.	Char. height	Module dimension			Viewing area		Bezel	Cutout bezel		Current typ.	New !	Keypad EA OPT-TAST5x5
			W	H	D	W	H		W	H			
1 line displays													
EA SER081-92NLED	1 x 8	11.48	77.0	54.0	26.0	56.5	22.0	0092-KE	70.5	48.5	100	Snap-In	
EA SER081-CNLED	1 x 8	10.8	84.0	44.0	26.0	61.0	15.8	017-2UKE	66.2	21.2	30		optional
EA SER161-DNLED	1 x 16	6.56	80.0	36.0	27.0	64.5	16.0	017-1UKE	69.7	19.2	100		optional
EA SER161-ENLED	1 x 16	9.66	122.0	33.0	27.0	99.0	13.0	017-6UKE	104.7	19.2	170		optional
EA SER161-GNLED	1 x 16	14.5	151.0	40.0	27.0	120.0	23.0	017-24KE	127.2	28.4	190		optional
2 line displays													
EA SER082-CNLED	2 x 8	11.44	84.0	44.0	27.5	63.0	25.0	017-8UKE	67.0	30.6	90		optional
EA SER162-N3LW	2 x 16	5.55	80.0	36.0	27.0	64.5	16.0	017-2UKE	66.2	21.2	40	blue	optional
EA SER162-CNLED	2 x 16	4.35	80.0	36.0	27.0	64.5	13.8	017-1UKE	69.7	19.2	90		optional
EA SER162-NLED	2 x 16	5.55	84.0	44.0	29.0	61.0	15.8	017-2UKE	66.2	21.2	120		optional
EA SER162-NLW	2 x 16	5.55	84.0	44.0	27.0	64.5	16.0	017-2UKE	66.2	21.2	40	blue	optional
EA SER162-92NLED	2 x 16	6.68	77.0	54.0	26.0	56.5	22.0	0092-KE	70.5	48.5	100	Snap-In	
EA SER162-VNLED	2 x 16	7.8	100.0	42.0	29.0	80.0	20.5	017-7UKE	87.7	23.6	90		optional
EA SER162-BNLED	2 x 16	9.66	122.0	44.0	29.0	99.0	24.0	017-12UKE	103.6	28.8	360		optional
EA SER162-BNLW	2 x 16	9.66	122.0	44.0	29.0	99.0	24.0	017-12UKE	103.6	28.8	65	blue	optional
EA SER202-NLED	2 x 20	5.55	116.5	39.0	29.0	85.0	18.6	017-7UKE	87.7	23.6	210		optional
EA SER202-NLW	2 x 20	5.55	116.5	39.0	26.0	85.0	18.6	017-7UKE	87.7	23.6	40	blue	optional
EA SER202-BHNLED	2 x 20	9.2	146.0	43.0	29.0	123.0	23.0	017-24KE	127.2	28.4	270		optional
EA SER202-CNLED	2 x 20	12.7	182.0	60.0	29.0	147.0	35.2	017-27KE	151.2	40.2	225		optional
EA SER242-NLED	2 x 24	5.55	118.0	36.0	29.0	93.5	15.8	017-14UKE	98.4	21.2	150		optional
EA SER242-BNLED	2 x 24	9.66	208.0	40.0	29.0	178.0	23.0	-	-	-	190		optional
EA SER402-NLED	2 x 40	5.55	182.0	33.5	29.0	154.1	15.3	017-4UKE	159.2	21.2	150		optional
EA SER402-NLW	2 x 40	5.55	182.0	33.5	27.0	154.1	15.3	017-4UKE	159.2	21.2	40	blue	optional
4 line displays													
EA SER164-NLED	4 x 16	4.75	87.0	60.0	29.0	61.8	25.4	017-8UKE	67.0	30.6	220		optional
EA SER204-92NLED	4 x 20	3.72	77.0	54.0	26.0	56.5	22.0	0092-KE	70.5	48.5	100	Snap-In	
EA SER204-4NLED	4 x 20	4.03	80.8	47.0	29.0	60.0	22.0	-	-	-	90		optional
EA SER204-NLED	4 x 20	4.75	98.0	60.0	29.0	76.0	25.2	017-9UKE	81.2	30.6	260		optional
EA SER204-NLW	4 x 20	4.75	98.0	60.0	29.0	76.0	25.2	017-9UKE	81.2	30.6	45	blue	optional
EA SER204-BNLED	4 x 20	9.2	146.0	62.5	29.0	123.0	42.5	017-25KE	127.2	47.9	810		optional
EA SER242-CNLED	4 x 20	12.7	182.0	90.0	29.0	147.0	65.4	017-28KE	151.2	70.3	225		optional
EA SER404-HNLED	4 x 40	4.89	190.0	54.0	29.0	147.0	29.5	017-13UKE	151.2	34.4	440		optional
EA SER404-NLW	4 x 40	4.89	190.0	54.0	29.0	147.0	29.5	017-13UKE	151.2	34.4	75	blue	optional
8 line displays													
EA SER308-NLED	8 x 30	4.2 bold	180.0	65.0	29.0	134.0	40.2	017-10UKE	137.2	44.4	300		
EA SER408-NLED	8 x 40	4.2	180.0	65.0	29.0	134.0	40.2	017-10UKE	137.2	44.4	300		
16 line displays													
EA SER3016-NLED	16 x 30	3.6 bold	144.0	104.0	29.0	114.0	64.0	---	-	-	700		
EA SER4016-NLED	16 x 40	3.6	144.0	104.0	29.0	114.0	64.0	---	-	-	700		

ELECTRONIC ASSEMBLY GMBH
making things easy

Lochhamer Schlag 17
D-82166 Graefelfing
Phone +49-89-854 1991
Fax +49-89-854 1721
info@lcd-module.de